


WELLESLEY ISLAND STATE PARK
 44927 Cross Island Road
 Fineview, NY 13640



Wellesley Island State Park

Eel Bay Cottages

Wellesley Island State Park has 12 Cottages overlooking Eel Bay between the Heron camping area and the Nature Center. The 9 two bedroom cottages will accommodate 4 people. The 3 three bedroom cottages will accommodate 6 people. Each cottage has one bedroom with a full size bed. The other bedrooms have two single beds. Bedding and linens are provided. Each cottage has a bathroom with a shower, a range and oven, a microwave oven, a refrigerator, and a coffee maker. Cookware, cooking utensils, dishes, glasses, and silverware are also provided. Furniture includes a table with 4 or 6 chairs, a couch, and an easy chair. Each cottage has a screened in front porch with Adirondack chairs, a picnic table, and a fire pit.

During the peak Summer Season (Late June-Late August) the cottages must be rented for 7 or 14 nights. Cottages A-D are rented Friday-Friday; Cottages E-H are rented Saturday-Saturday; Cottages I-L are rented Sunday-Sunday. In the off season cottages may be rented for 2 to 14 nights. The Cottages are open year round.

Pets are not allowed in or around the Cottages. Tents (except for screen tents/canopies), campers, and RVs are not allowed in the Cottage area.

2 Bedroom Cottage: A,B,C,E,G,H,J,K,L
 3 Bedroom Cottage D,F,I

A \$100 security deposit is required upon check-in.

Wellesley Island State Park Marina

Wellesley Island State Park has a full service marina located between the Eagle camping area and the beach. Seasonal and transient docking are available. The marina rents 14 foot and 16 foot aluminum fishing boats. Ice, bait, charts, and fishing supplies are also available for sale.

All boat rentals require a \$100 deposit.
 Must be over 21 years of age.

Gas extra

Boaters may call the marina office at 315-482-6503 for more information.

Reservations of campsites, cabins, cottages and boat slips may be made up to 9 months prior to your arrival date by contacting Reserve America by phone (1-800-456-2267) or online (www.reserveamerica.com). Boat reservations can be made by contacting Wellesley Island Marina (315-482-6503), after May 1st.

WELLESLEY ISLAND STATE PARK
Park Office & Manager: (315) 482-2722
Marina Office: (315) 482-6503
Regional Office: (315) 482-2593
Minna Anthony Common Nature Center: (315) 482-2479

QUIET HOURS: 10PM TO 7AM.

GENERATOR HOURS: 9AM-11AM AND 5PM-9PM.

When to call? Problems in the park after hours, violations of park rules (ie. quiet hours, disputes), injuries, thefts, accidents (motor vehicle, boats or personal), suspicious activity, etc.

315-482-3349

OR

1-877-851-6086

PARK POLICE EMERGENCY

DIAL 911

In Case Of EMERGENCY

Chipmunk Cabins

Wellesley Island State Park has 10 Cabins located between the Marina and the Deer camping Area. Each cabin will accommodate 4 people. Each cabin has two sets of bunk beds, a propane heater, a microwave oven, a full size refrigerator, and a table with four chairs. No cook stove is provided. There is a fire ring with grate outside. The cabins have electricity, but no running water. There is a bath house within a short walking distance of the cabins.

During the Summer Season (Late June-Late August) the cabins may be rented for 7 or 14 nights. Cabins 1-5 are rented Saturday-Saturday; Cabins 6-10 are rented Sunday-Sunday. In the off season cabins may be rented for 2 to 14 nights.

Pets are allowed in the Cabins. Tents (except for screen tents/canopies), campers, and RVs are not allowed in the cabin area.

Water Front Cabins: 2, 3, 4, 9
 Non-water Front Cabins: 1, 5, 6, 7, 8, 10

A \$50 security deposit is required upon check-in.

Campsites

Wellesley Island State Park has 431 camp sites. While most of our sites are accessible by car, truck, or RV, we have 11 carry-on sites to which campers must hike a short distance. Our sites vary from full sun to full shade; from tent sites to 40 foot RV sites. Camping areas open in May and close in mid October.

Campers are strongly encouraged to make reservations for the summer months by calling Reserve America at 1-800-456-2267 or visiting their website: www.reserveamerica.com.

On each campsite you may have up to six people, two tents or one camper/RV and one tent, a screen tent, and two vehicles.

Campers may call the park office at 315-482-2722 for more information.

Pets & Rabies

Pets are allowed at Wellesley Island State Park (2 per site). An up-to-date rabies certificate must be presented upon check-in. Pets must be supervised and kept under constant control, either caged or on a leash not exceeding six feet in length. Pets are not allowed on the beach, in any of the park buildings, or in or around the Eel Bay Cottages.

Feeding wild animals is prohibited. *If you should notice any wildlife behaving in a strange manner or that appears ill, please contact park personnel.*



PET TIP STRIP

Please be advised of the following regulations regarding pets at Wellesley Island State Park:

- Strict limit of 2 pets per site.
- All pets must have proof of current rabies inoculation in the form of a dated veterinarian's certificate.
- Pets must be under owner control at all times; leashed (6 feet or less), confined and barking under control.
- Pets cannot be left alone at campsites, cabins or in vehicles.
- The owner must clean up after their pet.

I have read the regulations pertaining to pets and agree to follow as a condition of my use of the facility.

I understand that I may be evicted if any of these terms are violated.

Wellesley Island State Park is located on Wellesley Island. Wellesley Island is the second largest island in the Thousand Islands. There are two other State Parks on Wellesley Island. DeWolf Point State Park has 14 campsites and 14 cabins. Waterson Point State Park, which is accessible by boat only, has two docks, a gazebo, and a toilet building. The State Park land takes up about one third of Wellesley Island. The rest of the land on the island is privately owned. On Wellesley Island you will also find Thousand Islands Park (a private community of Victorian era cottages), the Thousand Islands Country Club, the Fineview post office, Wellesley Island Building Supply, and several private homes and cottages. The Boldt Yacht House is also accessible from Wellesley Island.

In order to reach Wellesley Island you must cross the Thousand Islands International Bridge. The bridge is controlled by the Thousand Islands Bridge Authority. The bridge consists of several spans. There is a toll booth at both ends of the bridge system. Therefore you must pay the toll to get onto Wellesley Island, but not to leave the island. If you plan on making several trips across the bridge during your stay, you may want to purchase a commuter pass at the Thousand Island Bridge toll booth.

Special Passes

WELLESLEY ISLAND STATE PARK
 431 CAMPSITES
 10 CABINS
 3 PLAYGROUNDS
 GOLF COURSE
 GUARDED BEACH
 MINNA ANTHONY COMMON NATURE CENTER

The Access Pass is available to New Yorkers with qualifying disabilities. The Golden Park Program allows New York State residents 62 years of age or older unlimited weekday and non-holiday access to all state parks by showing a NYS driver's license or non driver identification. **Empire Passport:** Your key to all-season enjoyment at New York state parks is the Empire Pass. The Pass provides unlimited day use vehicle entry to most facilities operated by the New York State Office of Parks, Recreation and Historic Preservation and the New York State Department of Environmental Conservation. Come enjoy the forests, the seashore, lakefronts and trails... every day if you like, and bring as many friends as your car holds!

WELLESLEY ISLAND STATE PARK

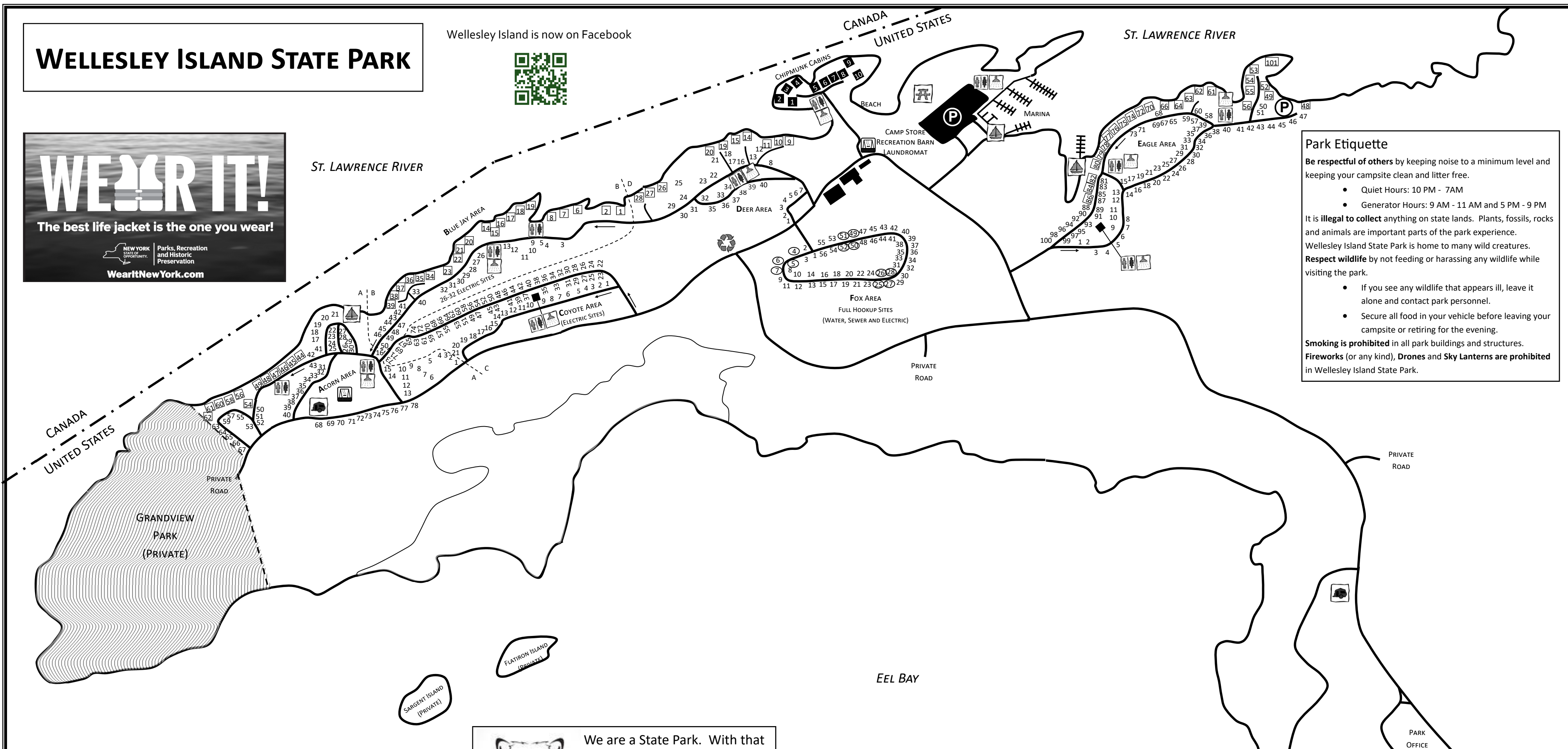
Wellesley Island is now on Facebook



WEAR IT!
The best life jacket is the one you wear!

NEW YORK STATE DEPARTMENT OF Parks, Recreation and Historic Preservation
WearItNewYork.com

ST. LAWRENCE RIVER



Park Etiquette

Be respectful of others by keeping noise to a minimum level and keeping your campsite clean and litter free.

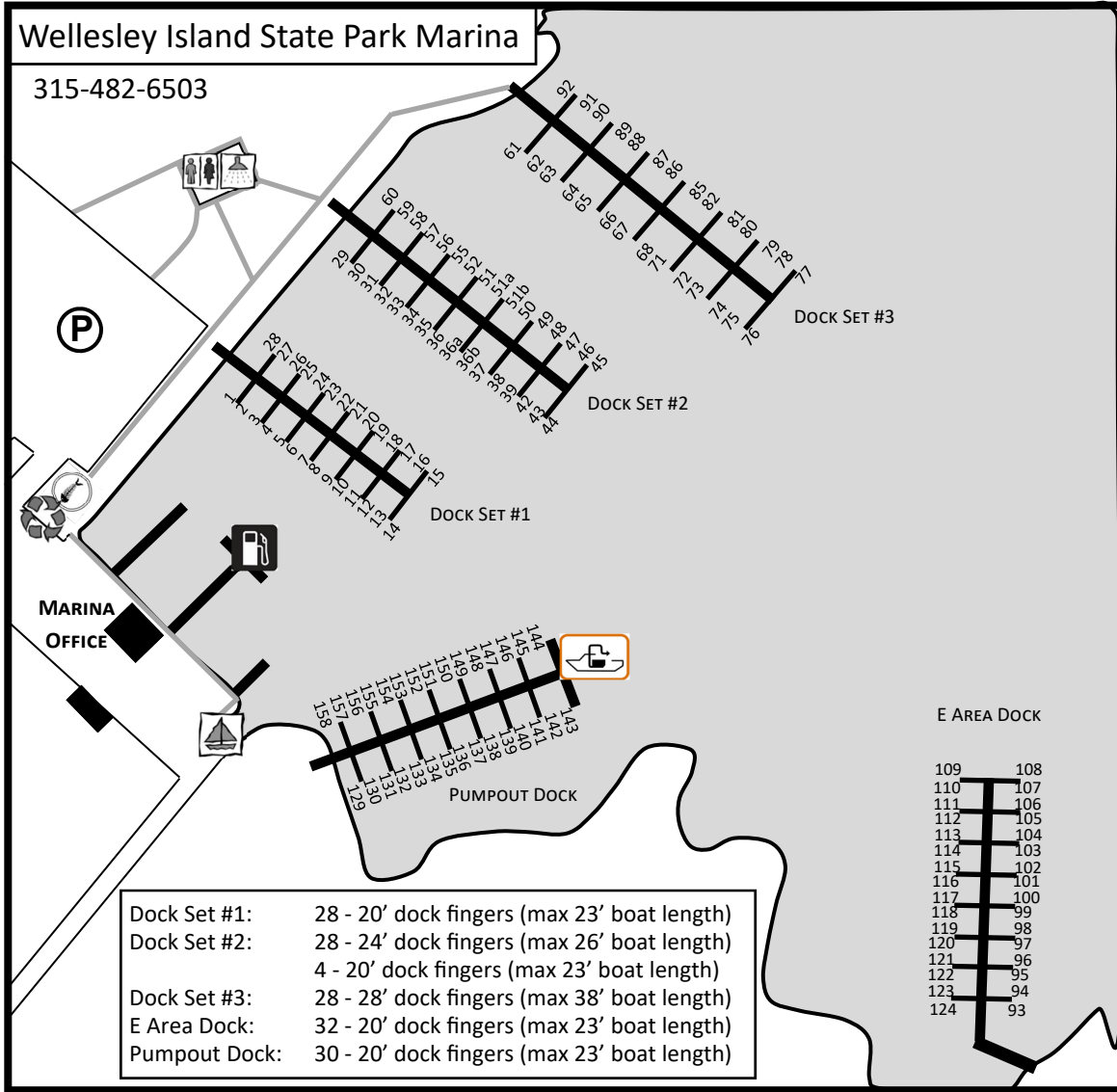
- Quiet Hours: 10 PM - 7 AM
- Generator Hours: 9 AM - 11 AM and 5 PM - 9 PM

It is illegal to collect anything on state lands. Plants, fossils, rocks and animals are important parts of the park experience. Wellesley Island State Park is home to many wild creatures.

Respect wildlife by not feeding or harassing any wildlife while visiting the park.

- If you see any wildlife that appears ill, leave it alone and contact park personnel.
- Secure all food in your vehicle before leaving your campsite or retiring for the evening.

Smoking is prohibited in all park buildings and structures. Fireworks (or any kind), Drones and Sky Lanterns are prohibited in Wellesley Island State Park.




We are a State Park. With that comes the critters that live in our park. Please take care of your garbage and recyclables and keep all food secure, especially at night.

Please Respect Our Trees:

- Do not put nails/screws in our trees.
- Do not hang lanterns on or near our trees.
- Do not tie ropes in our trees.
- Do not cut down trees or cut limbs from trees.

Minna Anthony Common Nature Center

The Nature Center, located just past the Heron camping area, is dedicated to offering environmental education programming that fosters conservation of local ecosystems, encourages outdoor recreation, and inspires our visitors to develop an increased respect for the natural world. We have nine miles of trails traversing varied terrain, a seasonal butterfly house, live animals and educational displays, and a gift shop. The Nature Center is open year round from 8am-4pm and is accessible by car, boat (day-use only from May-October), foot, or bike. We offer a diverse array of seasonal programming that is supported financially by our non-profit Friends organization. If you enjoy visiting the Nature Center and partaking in our engaging programs, please consider becoming a member of the Friends of the Nature Center. For additional information we can be reached via phone at 315-482-2479 or by email at macnaturecenter@gmail.com.



EEL BAY COTTAGES (A-L), HERON AREA (ELECTRIC SITES), PARK OFFICE.

Park Rules

1. Quiet hours between 10 pm and 7 am are strictly enforced. Also, any use of generators is limited to 9-11 AM and 5-9 PM.
2. All pets must be secured by a 6 foot or shorter leash and under complete control at all times.
3. Pets are prohibited on the beach and in the cottage area.
4. All plants, trees and animals are protected by law.

Legend:

- Comfort Station
- Showers
- Parking
- Trailer Dump Station
- Picnic Area
- Refuse Area (Campers only)
- Playground
- Boat Launch
- Marina Gas Dock
- Fish Cleaning Station
- Boat Sewer Pumpout
- Waterfront Campsite
- 50 Amp Campsite
- One Way Traffic
- Marsh / Wetland
- Private Property
- Denotes boundary between camping areas